

# FACT SHEET

## 2025 Hill Country Community Health Needs Assessment: Llano

Produced by

**Health Collaborative**  
Bexar County's Community Health Leadership



### KEY MESSAGE

Llano County's 2025 Community Health Needs Assessment reveals significant health and social challenges linked to an aging population and limited local employment.

Despite recent progress, the county still faces the highest rates of chronic disease, substance abuse, and family violence, underscoring the need for stronger community health and social support systems.

### DATA HIGHLIGHTS

#### Population Overview

- Between 2019 and 2023, the share of residents aged 65+ grew slightly from 36% to 37%, while those aged 75+ declined.
- Llano County has the highest percentage of residents aged 65+ at 37%, compared to 14% statewide.
  - This aging trend may have reached a tipping point, with the COVID-19 pandemic likely influencing population patterns.

#### Housing & Economic Stability

- Llano County is tied with Blanco County for having a high share of workers commuting to jobs outside the county.



#### CRITICAL ISSUES

##### HEALTH DRIVERS

- Access to healthy fresh food
- Green & safe spaces
- Social isolation among males
- Access to quality medical care
- Good communication with local leaders

##### HEALTH OUTCOMES

- Mental health
- Substance abuse
- Chronic Pain
- Safety while driving
- Injury, esp. age <18+ and 65+
- Heart disease, stroke, hypertension

#### Safety & Wellbeing

- Despite recent progress, Llano continues to rank highest among the assessment counties on most concerning indicators, including:
  - Child abuse and neglect
  - Elder abuse and neglect
  - Family violence
  - Food insecurity
  - Births to adolescent girls

#### Community Health

- Llano County has the highest hospitalization rates for:
  - asthma
  - drug poisoning
  - mental illness
  - injury
  - hypertension
  - stroke
  - diabetes
  - COVID-19

#### Community Perspective




- Community feedback echoed these findings, citing:
  - Male social isolation
  - Substance abuse
  - Injuries among youth and older adults
  - Heart disease, stroke, and hypertension

Source: 2025 Hill Country CHNA (The Health Collaborative, Create Healthy, CInow)

**TO VIEW THE  
REPORT  
SCAN HERE:**



**Contact Us:**

-  [info@healthcollaborative.net](mailto:info@healthcollaborative.net)
-  [www.healthcollaborative.net](http://www.healthcollaborative.net)
-  (210) 481-2573